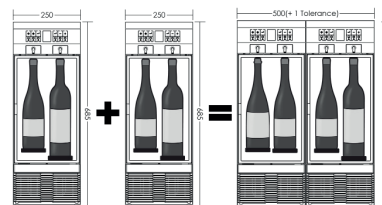


by the glass®

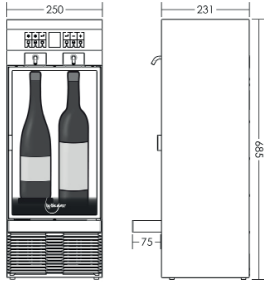
PRODUCT DETAILS

By The Glass® Modular

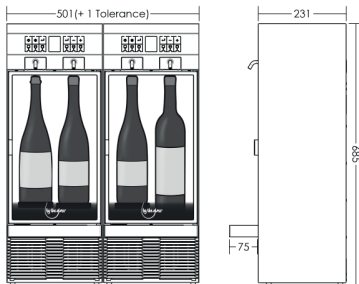


Summary	A space-saving wine serving system for two bottles which can be easily expanded by connecting additional units. Fits every niche or shelf. Thermo electric cooling.
Number of bottle positions	2-12
Type of cooling	Thermo electric, air circulation
Position of engine	Below bottle compartment
Temperature zones	1 per unit/2 bottle positions
Portion control	Yes
Space for spare bottle	
Flexible partition wall	
Door lock	Yes
Dispense lock	Yes
Optional	<ul style="list-style-type: none"> • Single button version • Branding
Famous for	Compactness, user friendliness, replaceable dispensehead
Typical seen in	Small and mid-size bars and restaurants, smaller shops
Normal lead time	2 weeks

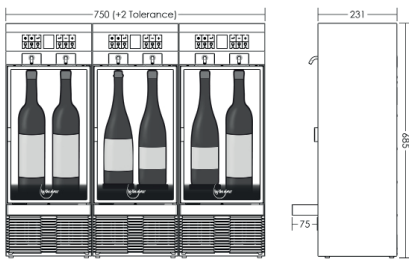
BY THE GLASS® MODULAR



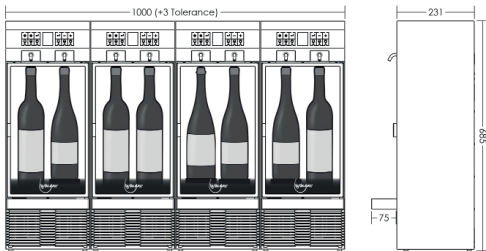
250 = **W**
685 = **H**
231 = **D**



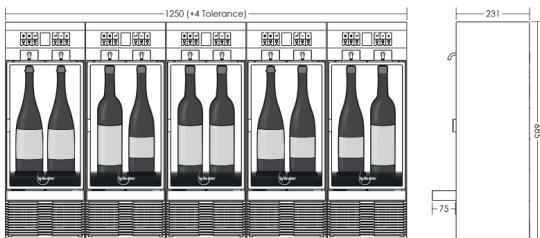
500+1 = **W**
685 = **H**
231 = **D**



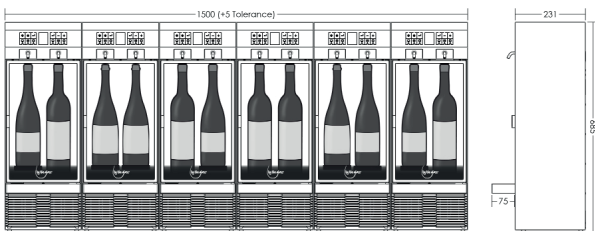
750+2 = **W**
685 = **H**
231 = **D**



1000+3 = **W**
685 = **H**
231 = **D**



1250+4 = **W**
685 = **H**
231 = **D**



1500+5 = **W**
685 = **H**
231 = **D**

Note: The optional removable side panels for this model add 36mm to the above measures (W).

By The Glass® Modular dispensers breath through the front only, allowing you to integrate them seamlessly into a shelf or furniture. The outlets for power and inert gas are at the back. Please allow for a minimum of 20mm of space behind for their connection.